


Standard Features:

- Universal Input Range 88-264 VAC
- Output Voltage 12, 24 and 48 VDC
- Adjustable Output $\pm 10\%$
- Single Output
- Overload Protection
- Over Voltage Protection
- Short Circuit Protection
- Terminal Block Connections





25 Watt - CM25 Series

Output Current 0.55 to 2.1 Amps
Efficiency up to 83%
Case Size: 3.61"L x 2.00"W x 1.12"H

35 Watt - CM35 Series

Output Current 0.75 to 3 Amps
Efficiency up to 84%
Case Size: 3.92"L x 3.19"W x 1.44"H





50 Watt - CM50 Series

Output Current 1.1 to 4.2 Amps
Efficiency up to 86%
Case Size: 3.92"L x 3.82"W x 1.40"H

75 Watt - CM75 Series

Output Current 1.6 to 6.0 Amps
Efficiency up to 86%
Case Size: 5.08"L x 3.84"W x 1.50"H



100 Watt - CM100 Series

Output Current 2.1 to 8.3 Amps
Efficiency up to 84%
Case Size: 6.26"L x 3.84"W x 1.50"H

150 Watt - CM150 Series

Output Current 3.2 to 12.5 Amps
Efficiency up to 87%
Case Size: 7.83"L x 3.86"W x 1.63"H

